


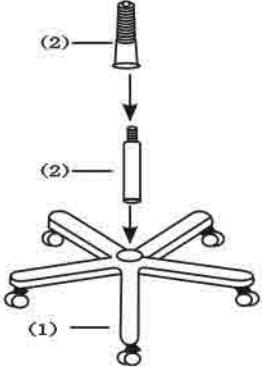
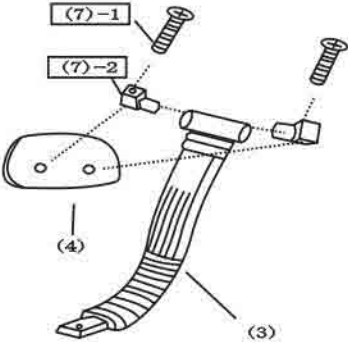
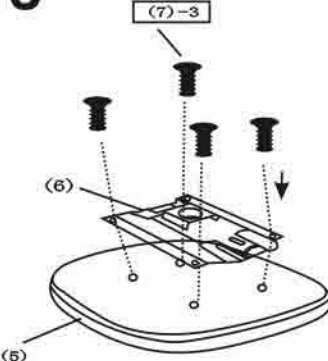



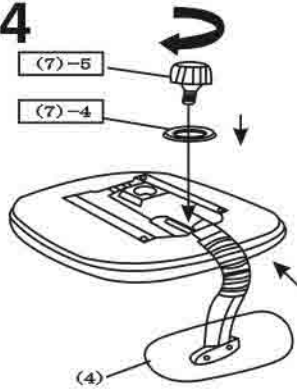
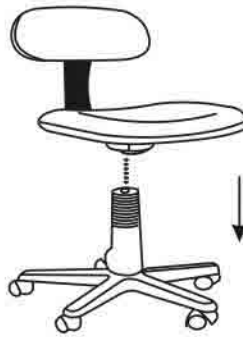



















ASSEMBLING INSTRUCTION

ΟΔΗΓΙΕΣ ΣΥΝΑΡΜΟΛΟΓΗΣΗΣ

(1) BASE ΒΑΣΗ	(2) GAS LIFT ΠΙΣΤΟΝΙ	(3) BACK SUPPORT ΣΤΗΡΙΓΜΑ ΠΛΑΤΗΣ	1	2	3																				
																									
(4) BACK ΠΛΑΤΗ	(5) SEAT ΚΑΘΙΣΜΑ	(6) MECHANISM ΜΗΧΑΝΙΣΜΟΣ	4	5	6																				
																									
<p>(7)</p> <table border="0"> <tr> <td>1.</td> <td></td> <td>X2</td> <td>(6X25)MM</td> </tr> <tr> <td>2.</td> <td></td> <td>X2</td> <td></td> </tr> <tr> <td>3.</td> <td></td> <td>X4</td> <td>(6X14)MM</td> </tr> <tr> <td>4.</td> <td></td> <td>X1</td> <td>10MM/20MM</td> </tr> <tr> <td>5.</td> <td></td> <td>X1</td> <td>10MM/50MM</td> </tr> </table>			1.		X2	(6X25)MM	2.		X2		3.		X4	(6X14)MM	4.		X1	10MM/20MM	5.		X1	10MM/50MM			
1.		X2	(6X25)MM																						
2.		X2																							
3.		X4	(6X14)MM																						
4.		X1	10MM/20MM																						
5.		X1	10MM/50MM																						