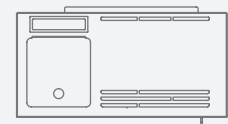
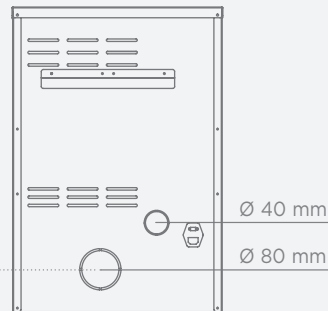
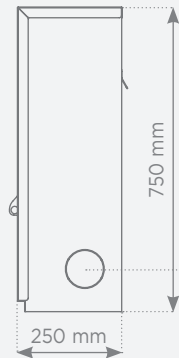
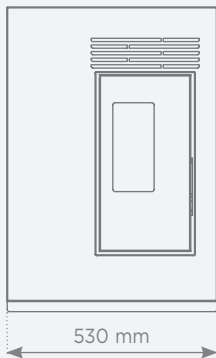


IRIS



SPECIAL FEATURES

- Rear or right side smoke outlet
- Cast iron brazier
- Reinforced steel structure
- Removable ash drawer
- Flue protection system
- Tank / stove overheating protection system
- Daily programming 4 switch-ons / 4 switch-offs
- High performance heat exchanger



Technical data	IRIS
Global power	4.6 kW
Nominal power	2,5 - 4,2 kW
Energy rating	A+
Efficiency	93.5 %
Hourly consumption	0.4 - 0.9 kg/h
Volume heated	90 - 160 m ³
Tank capacity	8 kg (pellet Ø 6 mm)
Power autonomy	9 - 20 h
Air / flue pipe	Ø 40 / 80 mm
Max air flow rate	130 m ³ /h
Electric consumption	50 - 65 W
Weight	39 kg