
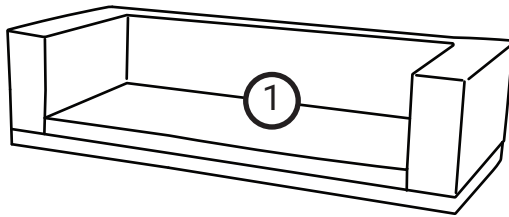



Torino

Corner MOD



NOTICE DE MONTAGE
HASZNALATI UTASITAS
ISTRUZIONI DI MONTAGGIO
ASSEMBLY INSTRUCTION
ISTRUCOES DE MONTAGEM
MANUAL DE MONTAJE
ΟΔΗΓΙΕΣ ΣΥΝΑΡΜΟΛΟΓΗΣΗΣ



15 min



AVANT DE COMMENCER, SE
REPORTER AUX CONSEILS DE
MONTAGE EN ANNEXE

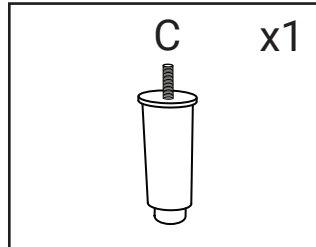
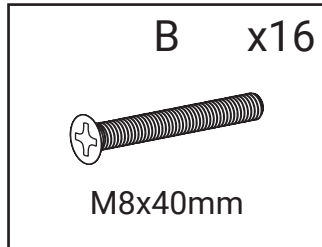
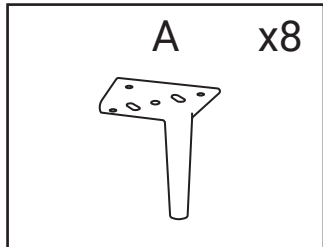
BEFORE STARTING, REFER TO
THE ASSEMBLING ADVICE IN
ANNEX

AVANTI DI COMMINCIARE
RIPORTATE AGLI CONSIGLI DI
MONTAGIO

ANTES DE COMERCAR
ADIARSE AOS CONSELHOS DE
MONTAGEM EM ANEXO

ANTES DE EMPEZAR CONSULTE
LOS CONSEJOS PARA EL
MANTAJE

ΠΡΙΝ ΞΕΚΙΝΗΣΕΤΕ,
ΣΥΜΒΟΥΛΕΥΤΕΙΤΕ ΤΙΣ ΟΔΗΓΙΕΣ
ΣΥΝΑΡΜΟΛΟΓΗΣΗΣ ΣΤΟ
ΠΑΡΑΡΤΗΜΑ



ATTENTION CONSUMER!

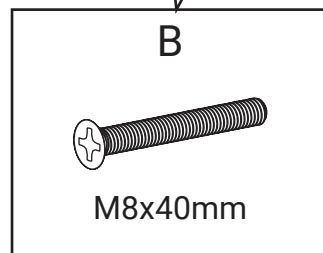
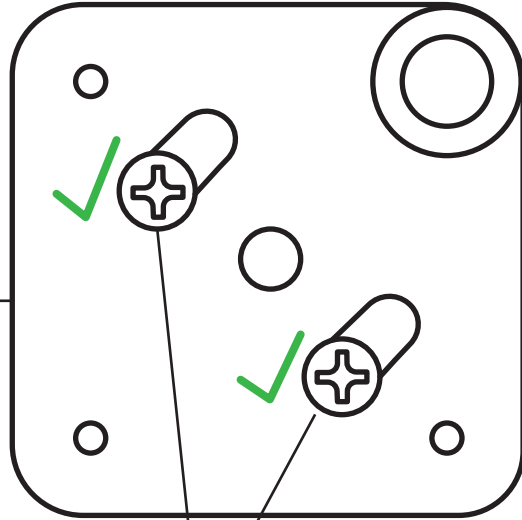
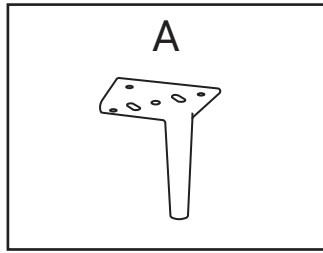
1. Follow the assembling instruction
 2. Lift and move the sofa with 2 people. **DO NOT DRAG ACROSS THE FLOOR!**
- IF THOSE STEPS ARE NOT FOLLOWED LEGS OR ARMREST MAY BREAK!!!**

A L'ATTENTION DE L'UTILISATEUR!

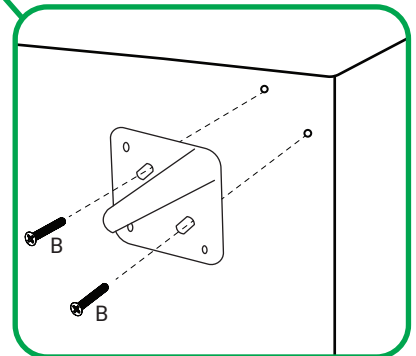
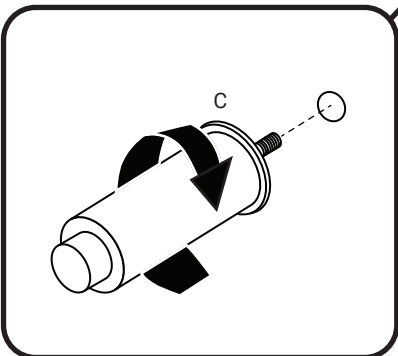
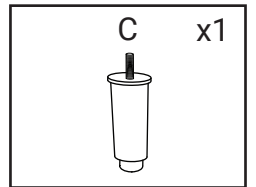
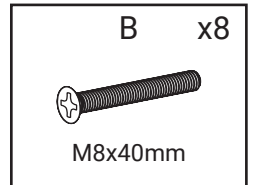
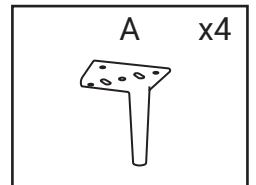
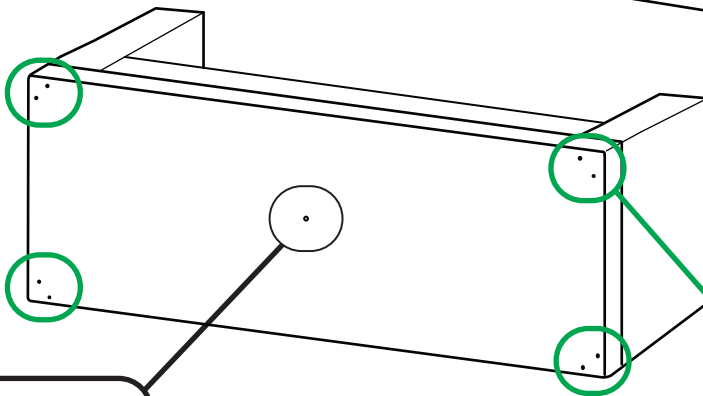
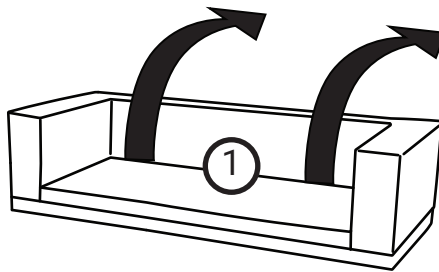
1. Suivez les instructions d'assemblage
 2. Soulevez et déplacez le canapé avec 2 personnes.
- NE JAMAIS ESSAYER DE DEPLACER LE CANAPE SANS LE SOULEVER!**
SI CES ÉTAPES NE SONT PAS SUIVIES, VOUS RISQUEZ
D'ENDOMMAGER LE CANAPE, LES PIEDS ET LES ACCOUDOIRS!

ΠΡΟΣΟΧΗ!

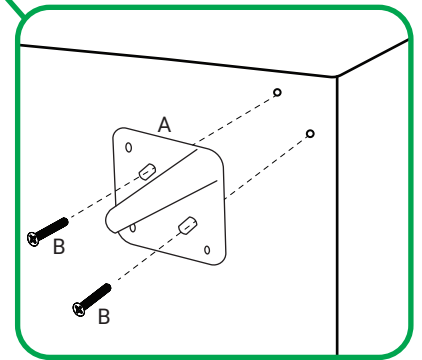
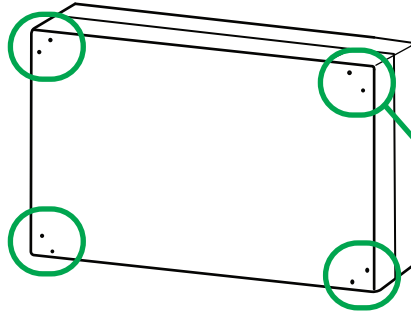
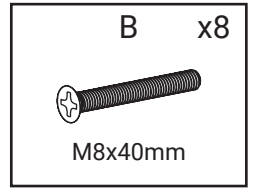
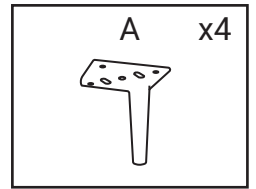
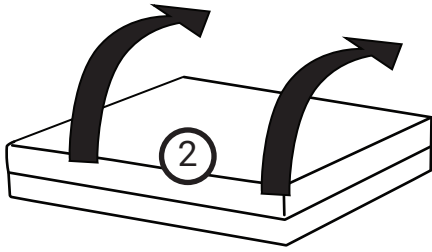
1. Ακολουθήστε τις οδηγίες συναρμολόγησης
 2. Σηκώστε και μετακινήστε τον καναπέ με 2 άτομα.
- ΜΗΝ ΣΥΡΕΤΕ ΣΤΟ ΠΑΤΩΜΑ!**
ΑΝ ΔΕΝ ΑΚΟΛΟΥΘΗΘΟΥΝ ΟΙ ΟΔΗΓΙΕΣ ΟΙ ΒΑΣΕΙΣ Η
ΟΙ ΒΡΑΧΙΟΝΕΣ ΜΠΟΡΕΙ ΝΑ ΣΠΑΣΟΥΝ!



01



02



03

