MONTÁŽNÍ NÁVOD MONTÁŽNY NÁVOD INSTRUCTIUNI MONTAJ ASSEMBLY INSTRUCTION MONTAGEANLEITUNG ИНСТРУКЦИИ ЗА МОНТАЖ UPUTSTVO ZA MONTAŽU UPUTE ZA MONTAŽU















POZOR: PRO LEPŠÍ BEZPEČNOST DOPORUČUJEME SMONTOVANÉ SKOŘÁPKY BY MĚLY BÝT PŘIPEVNĚNY KE ZDI.

POZOR: ZA VEČJO VARNOST PRIPOROČAMO, DA SESTAVLJENE SHELVINGE JE TREBA PRITRDITI NA STENO.

ATENTIE: NOI RECOMANDĂM, PENTRU O SIGURANȚĂ SPORITĂ, CĂ RAFTUL METALIC SĂ FIE FIXAT DE PERETE

ATTENTION: WE RECOMMEND THAT FOR BETTER SAFETY THE ASSEMBLED SHELVINGS SHOULD BE FIXED TO THE WALL.

ACHTUNG: WIR EMPFEHLEN, DASS ZUR BESSEREN SICHERHEIT DIE MONTIERTE REGALE SOLLTEN AN DER WAND BEFESTIGT WERDEN.

ВНИМАНИЕ: ЗА ПОЗГОЛЯМА СИГУРНОСТ Е ПРЕПОРЪЧИТЕЛНО СГЪНОБЕНИТЕ РАФТОВЕ ДА СЕ ЗАКРЕПЯТ ЗА СТЕНА.

PAŽNJA: PREPORUČUJEMO DA SE ZBOG BOLJE BEZBEDNOSTI, MONTIRANA POLICA PRIČVRSTI ZA ZID.

PAŽNJA: PREPORUČUJEMO DA SE ZBOG VEĆE SIGURNOSTI SKLOPLJENE POLICE PRIČVRSTITE NA ZID.