MONTÁŽNÍ NÁVOD MONTÁŽNY NÁVOD INSTRUCTIUNI MONTAJ ASSEMBLY INSTRUCTION MONTAGEANLEITUNG ИНСТРУКЦИИ ЗА МОНТАЖ UPUTSTVO ZA MONTAŽU UPUTE ZA MONTAŽU











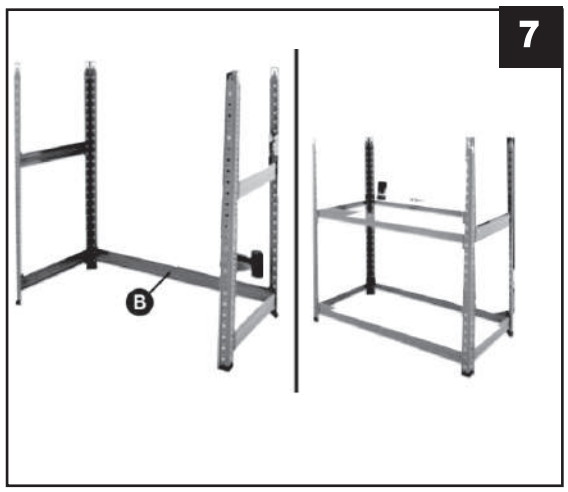

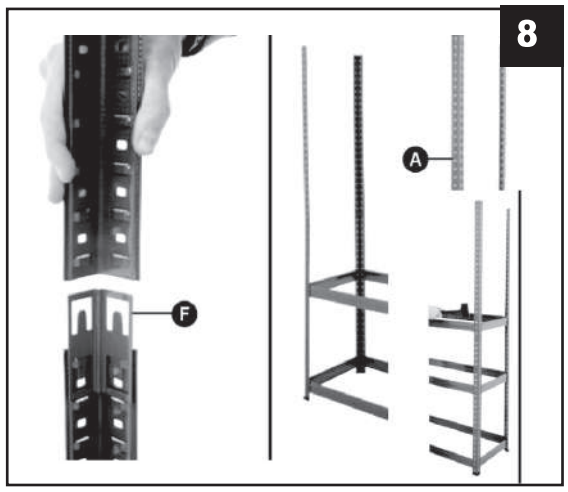



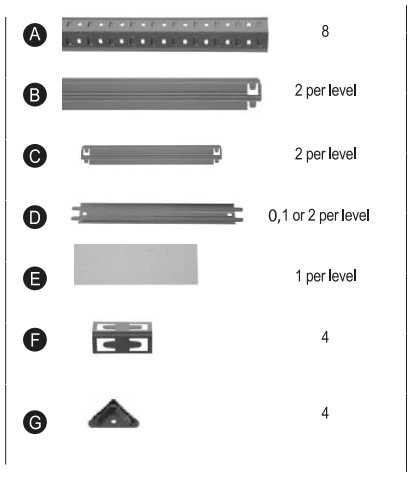



POZOR: PRO LEPŠÍ BEZPEČNOST DOPORUČUJEME SMONTOVANÉ SKOŘÁPKY BY MĚLY BÝT PŘIPEVNĚNY KE ZDI.

POZOR: ZA VEČJO VARNOST PRIPOROČAMO, DA SESTAVLJENE SHELIVINGE JE TREBA PRITRDITI NA STENO.

ATENTIE! : NOI RECOMNDAM, PENTRU O SIGURANTA SPORITA, CA RAFTUL METALIC SA FIE FIXAT DE PERETE

ATTENTION: WE RECOMMEND THAT FOR BETTER SAFETY THE ASSEMBLED SHELIVINGS SHOULD BE FIXED TO THE WALL.

ACHTUNG: WIR EMPFEHLEN, DASS ZUR BESSEREN SICHERHEIT DIE MONTIERTE REGALE SOLLTEN AN DER WAND BEFESTIGT WERDEN.

ВНИМАНИЕ: ЗА ПО-ГОЛЯМА СИГУРНОСТ Е ПРЕПОРЪЧИТЕЛНО СГЛОБЕНИЯ СТЕЛАЖ ДА СЕ ЗАКРЕПИ ЗА СТЕНА.

PAŽNJA: PREPORUČUJEMO DA SE,ZBOG BOLJE BEZBEDNOSTI, MONTIRANA POLICA PRIČVRSTI ZA ZID.

PAŽNJA: PREPORUČUJEMO DA SE ZBOG VEĆE SIGURNOSTI SKLOPLJENE POLICE PRIČVRSTITE NA ZID.